

Always use correct Personal Protective Equipment


RALI STEEL PRO

Description



RALI Steel Pro Primer is a fast drying primer with good anti-corrosive properties formulated for use with enamel topcoats on steel, and other ferrous metals. This product has very good inhibitive properties and recoat-ability.

Products



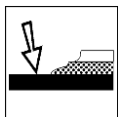
Product Type:	Oil Modified Polyester
Pigmentation:	Anti-corrosive
Colour:	Red oxide, Grey
Finish:	Flat
Pot Life:	Not Applicable
Induction Time:	Not Applicable
Density:	1.32 kg/L
Recommended DFT:	40-50 microns
Theoretical Coverage:	8m ² /L @ 50 microns DFT

Properties



VOC:	520 g/L
Volume Solids:	42%
Recoat-ability:	Recoat: 24 – 48 Hours
Dry Time @ 20°C:	Tack free: 30 minutes Handle: 1 hour Dry to sand: 60 min. depending on film build and ambient temp.

Substrates



- RALI Steel Pro can be applied over suitably prepared:
- Aged and fully cured Automotive finishes including Acrylic Lacquers, 2K and COB.
 - Polyester body fillers, N.C. and Acrylic putties
 - Steel
 - Aluminium (apply first 81A Two-Pack Etch Primer)
 - Galvanised steel (apply first 81A Two-Pack Etch Primer)

No warranty either expressed or implied is made by RALI in this document, which is a technical data information sheet. The description of the product and its properties is for the sole purpose of identifying the product and does not constitute a warranty that the product or its properties shall conform to that description, nor is the description of the product and its properties a warranty by RALI that the goods are suitable for a particular purpose. Do not apply paint if relative humidity is above 85% or temperature is within 3 deg C of Dew Point being the MPT or Minimum Paint Temperature.

Always use correct Personal Protective Equipment

Surface Preparation



Coating performance is in general proportional to the degree of surface preparation. Surfaces to be painted must be clean, dry, free from all traces of contamination, rust, corrosion and be well abraded.

Old Finishes & Glass-Reinforced Plastics

Wash with RALI C-Power diluted 20 parts clean water to 1 part RALI C-Power. Degrease with RALI Wax & Grease Remover. Abrade with suitable grit paper; re-clean with RALI Wax & Grease Remover. Ensure surface is completely dry and dust free before applying RALI Steel Fab.

Do not apply to existing finishes that are blistering, peeling, cracking, flaking or otherwise unsound.

Steel

Degrease thoroughly with RALI Wax & Grease Remover. Sand and eliminate all rust or corrosion (treat with RALI Rust Kill). Wipe surface clean with RALI Wax & Grease Remover.

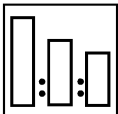
Aluminium

Degrease with RALI Wax & Grease Remover. Mechanically abrade with P320 disc. Treat with RALI Hydrafos acid wash. Rinse with clean water, ensuring that all metal swarf and acid is removed dry. Immediately wipe surface clean with RALI GP Thinners. Apply RALI 81A 2-Pack Etch Primer within 20 minutes of surface preparation. Allow a minimum of a 3 hours flash time (24 hour maximum) before applying RALI Steel Fab.

Galvanised Steel

Degrease with RALI Wax & Grease Remover. Mechanically abrade to remove rust and corrosion. Treat with RALI Hydrafos acid wash. Rinse with clean water. Immediately wipe surface clean with RALI GP Thinners. Apply RALI 81A 2-Pack Etch Primer within 20 minutes of surface preparation. Allow a minimum of a 3 hours flash time (24 hour maximum) before applying RALI Steel Fab.

Directions For Use

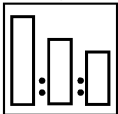


Mixing Ratio: Up to 20% RALI GP Thinner

Thinning: RALI Steel Pro can be thinned up to 20% by volume with RALI GP Thinner or RALI Spraying Thinner

Application Method: Compliant / Conventional spray or airless. Strain before application. Spray one full wet coat or one even double coat. Allow sufficient time (normally 10 minutes) for this coat to set up. Apply the second coat in the same manner.

Directions For Use (cont)



Note: 1) Not designed to give long-term protection without over coating.

2) Needs extended drying time (minimum 24 hours) if over coated with Urethanes, Chlorinated rubber or Epoxy products. After 36 hours RALI Steel Fab must be sanded to ensure intercoat adhesion.

No warranty either expressed or implied is made by RALI in this document, which is a technical data information sheet. The description of the product and its properties is for the sole purpose of identifying the product and does not constitute a warranty that the product or its properties shall conform to that description, nor is the description of the product and its properties a warranty by RALI that the goods are suitable for a particular purpose. Do not apply paint if relative humidity is above 85% or temperature is within 3 deg C of Dew Point being the MPT or Minimum Paint Temperature.

Always use correct Personal Protective Equipment

Brush & Clean up: RALI GP Thinner or RALI Spraying Thinner

Spray

Equipment:



Compliant / Conventional Suction and Gravity feed

Tip size: 1.4 – 2.0 mm

Air pressure: 310 - 380 kPa (44 - 55 psi)

Health & Safety



For detailed information refer to Safety Data Sheet (SDS). Avoid breathing vapour. Ensure adequate ventilation. Wear protective mask if working in confined spaces. Highly flammable - keep away from sparks and naked flames. If eyes become contaminated flush with water for fifteen minutes

Transport & Storage



Sizes: 1L, 4L, 20L (1L only available in Grey)

Dangerous Goods: 3A

UN: 1263

Hazchem: 3[Y]

Packing Group: III

Shipment name: PAINT Flammable

Flash point: 27°C

No warranty either expressed or implied is made by RALI in this document, which is a technical data information sheet. The description of the product and its properties is for the sole purpose of identifying the product and does not constitute a warranty that the product or its properties shall conform to that description, nor is the description of the product and its properties a warranty by RALI that the goods are suitable for a particular purpose. Do not apply paint if relative humidity is above 85% or temperature is within 3 deg C of Dew Point being the MPT or Minimum Paint Temperature.