


Always use correct Personal Protective Equipment

## CONTAINERSHIELD EXTERIOR

### Description




ContainerShield Exterior is a single pack waterborne anti-corrosive coating designed for refurbishment of shipping container exteriors and other steel items. This very fast drying, hi-build product displays easy application using industry standard equipment such as Air Assisted Airless or Airless spray, whilst the 1-coat application allows increased productivity. ContainerShield Exterior is easy to touch-up, with good sand-ability.

### Key benefits



- Excellent UV Resistance
- No solvents and no explosion/fire risk
- Low to no odour
- Low VOC
- Extremely fast drying
- One coat cover over existing coatings.
- Good anti corrosive properties to resist rust bleed
- Applied with standard industry spray equipment
- Extremely Durable

### Products



PRODUCT "READY FOR USE" RFU

### Properties



<b>Product Type:</b>	Waterborne Acrylic (GP)
<b>Colour:</b>	Full Resene Total Colour offer, including RAL and BS.
<b>Pot Life:</b>	N/A – approx. 2 years shelf life
<b>Induction Time:</b>	N/A
<b>Application equipment:</b>	Brush , roller, Graco airless, air assisted or conventional spray
<b>Recommended DFT:</b>	50 µm
<b>Recommended WFT:</b>	120um
<b>Theoretical Coverage:</b>	8-12 m <sup>2</sup> / L (guide due to the varying methods of application equipment.)
<b>Volume Solids:</b>	41%
<b>Recoat-ability:</b>	30 minutes, subject to ideal application conditions (minimum 10°C 75% humidity).
<b>VOC:</b>	Very low 3gms/Litre
<b>Durability:</b>	Extremely good
<b>UV resistance:</b>	Excellent
<b>Gloss Level:</b>	Semi-gloss
<b>Levelling:</b>	Excellent
<b>Vertical Holdup:</b>	Excellent

No warranty either expressed or implied is made by RALI in this document, which is a technical data sheet. The description of the product and its properties is for the sole purpose of identifying the product and does not constitute a warranty that the product or its properties shall conform to that description, nor is the description of the product and its properties a warranty by RALI that the goods are suitable for a particular purpose.

**Always use correct Personal Protective Equipment**

**Substrates**



ContainerShield Exterior can be applied over correctly prepared:

- Steel
- Sanded cured substrates.
- Sanded cured 2K substrates
- Primed ferrous and non ferrous substrates

**Surface Preparation**



**Bare metal/ spot repairs:** Bare metal should be primed with Armourcote WB910 Primer, ensuring all rust and contaminants are removed first.

**Coating over previously painted substrate**

Clean thoroughly to remove all dirt, dust and loose material. Ensure surface is free from oil, grease and mould and any other contaminants which may affect the adhesion or compatibility of the coating to be applied. Ensure any priming coats are cured and dry prior to application of ContainerShield.

Ensure all cleaning product residue is removed and dry prior to application of ContainerShield.

If a zinc rich primer has been applied ensure that the surface is free of all zinc salts prior to application of ContainerShield. Apply a tie coat if necessary.

Coating performance is in general, proportional to the degree of surface preparation. Surfaces to be painted must be clean, dry and free from all traces of contamination and corrosion.

**Spray Equipment:**



**Airless Spray Gun** Graco 495 or similar  
**Tip Size:** 13 thou  
**Pump pressure:** 3000 psi  
**Spray Pressure:** 110 to 135 psi



**Air Assisted Airless** Graco or similar  
**Tip Size:** 2.2 set up  
**Spray Pressure:** 45 to 55psi




**Conventional Spray**  
**Tip Size:** 1.5 to 2.2 setup  
**Spray Pressure:** 50-55 psi

**Note:**

- 1) *When spraying, use the correct gun set up as recommended by your equipment supplier.*
- 2) *Application techniques should be adjusted as necessary to achieve the recommended dry film thickness. It is good practice to check this process on a small sample prior taking on a large project.*
- 3) *If you do not have a controlled environment with good air flow to spray in, it is good practice NOT to continue if relative humidity is above 75% and in particular if temperatures are below 10°C or below 3°C of Dew Point.*
- 4) **All spray setups are recommended starting points and may need adjustments to suit the equipment and conditions.**

No warranty either expressed or implied is made by RALI in this document, which is a technical data sheet. The description of the product and its properties is for the sole purpose of identifying the product and does not constitute a warranty that the product or its properties shall conform to that description, nor is the description of the product and its properties a warranty by RALI that the goods are suitable for a particular purpose.

**Always use correct Personal Protective Equipment**


<b>Directions For Use</b> 	<b>Mixing:</b>	Stir thoroughly, mixing from the bottom of the pail towards the top.
	<b>Thinning:</b>	Thinning is not normally required, and should only be done after consultation with the supplier.
	<b>Application Method:</b>	Air Assisted Airless or Airless Apply in full strokes in the direction on the steel ribs, starting in the exterior corners and working along the sides or ends of the container Ensure good overlap on all corners
	<b>Dry Time:</b>	Touch dry – 15 minutes / Handling – 60 minutes @ 20°C
	<b>No. of Coats:</b>	Normally one, although some colours over pre-painted substrates may require more coats to achieve the full colour.
	<b>Clean up:</b>	Clean up in water. Use industry standard waste water recycling stations or equipment to separate waste solids from the water, and dispose of the water and solids as directed in the equipment directions

**Drying and curing of waterborne coatings:**

- 1) **Ensure air temperature is at least 10degs C and rising at time of application**
- 2) **Ensure humidity is less than 75% rH and falling**
- 3) **Ensure no precipitation is forecast if outside for 4 hours after completion of application**
- 4) **Ideal environmental conditions are 15-25degs C with a breeze of approximately 15km/h, and rH of less than 75%.**
- 5) **Direct hot sunlight can cause skinning of the painted surface, so protect if possible in these conditions.**

<b>Health &amp; Safety</b>	ALWAYS READ THE SAFETY DATY SHEET (SDS) PRIOR TO USE. Observe the precautionary notices displayed on the container.
----------------------------	--



<b>Transport &amp; Storage</b> 	<b>Sizes:</b>	<b>4L, 10L</b>
	<b>Dangerous Goods: UN:</b>	<b>N/A</b>
	<b>Hazchem:</b>	<b>N/A</b>
	<b>Packing Group:</b>	<b>N/A</b>
	<b>Shipment name:</b>	<b>N/A</b>
	<b>Flash point:</b>	<b>N/A</b>

No warranty either expressed or implied is made by RALI in this document, which is a technical data sheet. The description of the product and its properties is for the sole purpose of identifying the product and does not constitute a warranty that the product or its properties shall conform to that description, nor is the description of the product and its properties a warranty by RALI that the goods are suitable for a particular purpose.