


Always use correct Personal Protective Equipment

WB EXTERIOR CONTAINERCOAT

Description




RALI WB Exterior ContainerCoat is a 1-Pack waterborne anti-corrosive system designed for refurbishment of containers. This fast drying hi-build displays easy application using Air Assisted Airless or Airless spray whilst the 1-coat visit allows increased productivity.

RALI WB Exterior ContainerCoat is easy to touch-up, with good sand-ability.

The waterborne properties absorb any moisture on the metal substrate, thereby ensuring greater adhesion and longevity.

The correct primer for RALI WB Exterior ContainerCoat is RALI Galvoshock WB 1-Pack Primer.

Products



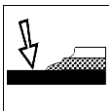
Product Type:	Waterborne Acrylic
Colour:	Full Colour offer
Pot Life:	N/A
Induction Time:	N/A
Recommended DFT:	50 Microns
Theoretical Coverage:	8-10 m ² / L this is only a guide due the varying methods of application equipment.

Properties



Volume Solids:	42%
Recoat-ability:	Can be recoated after 30 minutes
Spread Rate Guide:	8-10 m ² / litre.

Substrates



Galvoshock WB Primer, should be applied first, over correctly prepared :

- Steel
- Sanded cured substrates.
- Sanded cured 2K substrates

No warranty either expressed or implied is made by RALI in this document, which is a technical data sheet. The description of the product and its properties is for the sole purpose of identifying the product and does not constitute a warranty that the product or its properties shall conform to that description, nor is the description of the product and its properties a warranty by RALI that the goods are suitable for a particular purpose. Do not apply paint if relative humidity is above 85% or temperature is within 3°C of Dew Point being the MPT or Minimum Paint Temperature.

Always use correct Personal Protective Equipment

Surface Preparation



Coating performance is in general, proportional to the degree of surface preparation. Surfaces to be painted must be clean, dry and free from all traces of contamination and corrosion.

Container Interior Refurbishment: Clean thoroughly to remove all dirt, dust and loose material. Ensure surface is free from oil, grease and mould. Scuff any repairs then apply direct to pre-painted container interior.

Ready for Use

RFU

Mixing:
READY FOR USE

Dry Time @ 20°C: Touch Dry: 10 Minutes / Handle: 1 Hour 20°C

Best Practice is to use a fan to ensure adequate air circulation which disperses excess water and achieves stated dry-times.

Spray Equipment:



Application Method:
Air assisted airless or Airless

Points to Note:

- 1) *When spraying, use the correct gun set up as recommended by your equipment supplier.*
- 2) *Application techniques should be adjusted as necessary to achieve the recommended dry film thickness. It is good practice to check this process on a small sample prior taking on a large project.*
- 3) *If you do not have a controlled environment with good air flow to spray in it is good practice NOT to continue if relative humidity is above 85% and in particular if temperatures are below 10°C or below 3 Deg C of Dew Point.*
- 4) *RALI recommends Graco Air Assisted/Airless equipment.*

Spray Equipment:



Air Assisted Airless or Airless.
Number of coats: 1 - 2
Airless / Air assisted: Follow equipment manufacturer's recommendations.

Health & Safety

For detailed information refer to Safety Data Sheet (SDS). Inhalation of vapours or dust from sanding may cause respiratory sensitisation. Splashes to eyes will cause irritation. Contact with skin may cause irritation. Applicators should use protective clothing.

No warranty either expressed or implied is made by RALI in this document, which is a technical data sheet. The description of the product and its properties is for the sole purpose of identifying the product and does not constitute a warranty that the product or its properties shall conform to that description, nor is the description of the product and its properties a warranty by RALI that the goods are suitable for a particular purpose. Do not apply paint if relative humidity is above 85% or temperature is within 3°C of Dew Point being the MPT or Minimum Paint Temperature.

Always use correct Personal Protective Equipment



Transport & Storage



Sizes:	15L
Dangerous Goods:	N/A
UN:	N/A
Hazchem:	N/A
Packing Group:	N/A
Shipment name:	N/A
Flash point:	N/A

No warranty either expressed or implied is made by RALI in this document, which is a technical data sheet. The description of the product and its properties is for the sole purpose of identifying the product and does not constitute a warranty that the product or its properties shall conform to that description, nor is the description of the product and its properties a warranty by RALI that the goods are suitable for a particular purpose. Do not apply paint if relative humidity is above 85% or temperature is within 3°C of Dew Point being the MPT or Minimum Paint Temperature.