


RUST KILL

Description

A phosphate metal conditioner, used to light corrosion from metal prior to painting, and to remove contaminates and to clean metal prior to painting.



Products



Product Type: Metal Conditioner

Colour:

Pot Life:

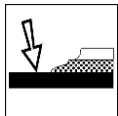
Induction Time:

Density:

Recommended DFT:

Theoretical Coverage:

Substrates



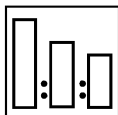
Steel
Aluminium

Surface Preparation

Abrade the surface with a coarse sanding disc removing all loose, flaking and visual corrosion.



Directions For Use



Mixing Ratio: Thinning not required , Use neat
Thinning:

Application Method: RALI Rust Kill contains phosphoric acid and should be kept off skin and clothing and away from eyes. Wear protective clothing and safety glasses at all times.

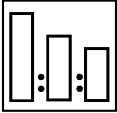
Apply RALI Rust Kill by brush or a 3M Scotchbrite Pad working well into pits and crevices. Allow it to remain on the surface for 2 - 4 hours, and then wash off thoroughly with plenty of clean water. Heavily rust-contaminated areas may require more than one application with longer contact times before washing off with water. All visible rust or corrosion should have disappeared and the metal should have a dull grey appearance.

Directions For Use (cont)

Application Method: (cont)

The surface should be compressed air dried followed by a thorough wipe down using clean lint free cloths moistened with methylated spirits. Change clothes frequently until completely

No warranty either expressed or implied is made by RALI in this document, which is a technical data information sheet. The description of the product and its properties is for the sole purpose of identifying the product and does not constitute a warranty that the product or its properties shall conform to that description, nor is the description of the product and its properties a warranty by RALI that the goods are suitable for a particular purpose. Do not apply paint if relative humidity is above 85% or temperature is within 3 deg C of Dew Point being the MPT or Minimum Paint Temperature.



dry and always wear gloves. For best practice carry out the metal conditioning in a controlled environment such as a heated spray booth and pre bake before the next process.


When the surface is dry apply a RALI Etch Primer such as 81A 2K Etch Primer as per TDS sheet followed by a primer/surfacer/filler to avoid surface contamination or further corrosion.

Health & Safety



For detailed information refer to Safety Data Sheet (SDS). Contains Phosphoric acid and dichromate. Wear protective gloves, goggles when using. Avoid contact with skin. If eyes become contaminated flush with water for fifteen minutes, seek medical attention.

Transport & Storage



Sizes:	1L, 5L, 20L
Dangerous Goods:	8 Corrosive
UN:	3066
Hazchem:	3X
Packing Group:	III
Shipment name:	Paint, Corrosive
Flash point:	None

No warranty either expressed or implied is made by RALI in this document, which is a technical data information sheet. The description of the product and its properties is for the sole purpose of identifying the product and does not constitute a warranty that the product or its properties shall conform to that description, nor is the description of the product and its properties a warranty by RALI that the goods are suitable for a particular purpose. Do not apply paint if relative humidity is above 85% or temperature is within 3 deg C of Dew Point being the MPT or Minimum Paint Temperature.