

NISSAN KAB

27.08.2014

BLUEISH SILVER BASECOAT

DESCRIPTION

Solventborne basecoat for use in clear over base systems for a special metallic Nissan colour.

PRODUCTS

AM	Centari® MasterTint®
AM835	Centari® MasterTint® Special Silver
AB150	Basecoat Binder
AB160	Basecoat Binder
AB380	MS Standard Thinner
AB385	MS HI-Temp Thinner
XB155	Medium Solids Basecoat Binder
XB165	Medium Solids Basecoat Binder
XB383	Standard Thinner
XB387	HI-Temp Thinner
BK220	Basecoat Chip Protector

PROPERTIES

- Nissan KAB Blueish Silver Basecoat provides accurate colour matching.
- Strong metallic character.
- Can be used for panel and overall repair.

SUBSTRATES


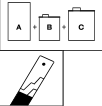





- All OEM and cured repair finishes, 2K primer-surfacers or 2K surfacers

NISSAN KAB

27.08.2014

BLUEISH SILVER BASECOAT

PRODUCT PREPARATION

	Colour tools	Colour formula - see last page			
	Mixing ratio		15-25°C	20-30°C	>25°C
			Weight	Weight	Weight
	Nissan KAB Colour		100	100	100
	BK220		10	10	10
	AB380/XB383		300-400	-	-
	AB385		-	300-400	-
	XB387		-	-	300-400
	VOC	> 420 g/l			
	Pot life at 20°C	8 hr			
	Spray viscosity at 20°C	DIN 4	12-16 s		
	Spray equipment	Compliant guns	Fluid tip	Distance	Pressure
		Gravity feed	1.2-1.4 mm	15 - 20 cm	According to supplier's specifications
		Conventional guns			
		Gravity feed	1.2 - 1.4 mm	20 - 25 cm	2.0-2.5 bar
	Number of coats	2-4 light coats			
	Flash time	Flash till flat between coats and before clearcoating			
	DFT	10 - 14 µm			

This data relates only to the material designated herein and does not apply to use in combination with any other material or any process. The data is not to be considered as a warranty or quality specification and we assume no liability in connection with its use.

NISSAN KAB

27.08.2014

BLUEISH SILVER BASECOAT

SURFACE PREPARATION

1. Clean surface with water and soap. Rinse and dry.
2. Degrease with a correct preparatory cleaner. Wipe dry with a clean cloth.
3. Repair according to damage.
4. Sand surface:
 - a. mechanical P360 - P400 - P500;
 - b. wet P1000 - P1200.
5. Remove all traces of sanding dust, blowing oil-free compressed air.
6. Degrease with a correct final cleaner/degreaser. Wipe dry with a clean cloth.
7. Tack rag.

APPLICATION

Application of Nissan KAB Groundcoat

1. Apply KAB Groundcoat Color adding 10% of BK220 according to TDS of Centari[®] 600 / Centari[®] 6000.
2. Flash till completely dry between each coat and before clearcoating.

Application of first Clearcoat

1. Apply a 2K Clearcoat according to specific TDS. Dry completely.
2. Sand the surface of the Clearcoat with P1500 completely, use P3000 for final finish. (Caution: Remove the scratch marks of P1500 completely for good appearance.)

Application of Mid-coat

1. Degrease with a correct final cleaner/degreaser. Wipe dry with a clean cloth.
2. Apply 1 light coat of mid-coat, flash till completely flat.
Centari[®] 600 = AB160 / BK220 / AB/XB Thinner (0.9 / 0.1 / 0.8)
Centari[®] 6000 = XB165 / BK220 / AB/XB Thinner (0.8 / 0.2 / 1)

Application of Nissan KAB Blueish Silver Basecoat based on AM835

1. Add 10% of BK220 and 300-400% of Basecoat Thinner.
2. Apply 2 to 4 light coats of Nissan KAB Blueish Silver Basecoat.
Flash till completely dry between each coat.
(Caution: Apply Nissan KAB Blueish Silver Basecoat evenly and thinly. Be careful not to apply a wet coat. It causes the coarse metallic appearance).
3. Flash till completely flat before clearcoating
(Caution: dry more than 20 min. at 20°C for stopping mottling after clear coat).

Application of second Clearcoat

1. Apply 3300S Protect Plus Clear according to specific TDS.

NISSAN KAB

27.08.2014

BLUEISH SILVER BASECOAT

EQUIPMENT CLEANING

Use a correct solventborne gunwash.

REMARKS

- Centari[®] MasterTints[®] have to be thoroughly mixed before weigh-out and the Nissan KAB Blueish Silver Basecoat has to be mixed immediately after weigh-out.
- Material has to be at room temperature (18-25°C) before use.

SAFETY

Consult Material Safety Data Sheet prior to use. Observe the precautionary notices displayed on the container.

NISSAN KAB

27.08.2014

BLUEISH SILVER BASECOAT

COLOUR FORMULA

Ingredients		Mixed Volume Accumulated grams (1 litre)
Centari® 600 - Nissan KAB Ground coat		
AM97	Fine Extra Bright Aluminum	181.0
AM5	Jet Black	206.4
AM84	Red Oxide L.S.	213.7
AM29	Light Blue	220.1
AM86	Opaque Red	224.4
AB150	Basecoat Binder	660.9
AB160	Basecoat Binder	945.5
Centari® 600 - Nissan KAB Effect coat		
AM835	Special Silver	831.8
AM84	Red Oxide L.S.	848.9
AM29	Light Blue	857.3
AM5	Jet Black	859.8
AM3	Crystalline Frost	861.4
AM82	Yellow Oxide L.S.	862.4
AB150	Basecoat Binder	922.7
Centari® 6000 - Nissan KAB Ground coat		
AM97	Fine Extra Bright Aluminum	183.4
AM5	Jet Black	209.2
AM84	Red Oxide L.S.	216.6
AM29	Light Blue	223.0
AM86	Opaque Red	227.4
XB155	Medium Solids Basecoat Binder	452.0
XB165	Medium Solids Basecoat Binder	953.8
Centari® 6000 - Nissan KAB Effect coat		
AM835	Special Silver	860.5
AM84	Red Oxide L.S.	878.2
AM29	Light Blue	886.8
AM5	Jet Black	889.4
AM3	Crystalline Frost	891.1
AM82	Yellow Oxide L.S.	892.1
XB155	Medium Solids Basecoat Binder	922.7

NISSAN KAB

27.08.2014

BLUEISH SILVER BASECOAT

All other products referred to in the paint system build-up are from Cromax[®]. System properties will not be valid when the related material is used in combination with any other materials or additives not belonging to Cromax[®], unless explicitly indicated otherwise.

For professional use only! The information provided in this documentation has been carefully selected and arranged by us. It is based upon our best knowledge on the subject at the date of issuance. The Information is given for information purposes only. We are not liable for its correctness, accuracy and completeness. It is up to the user to check the information with regard to up-to-dateness and suitability for his intended purpose. The intellectual property in this Information, including patents, trademarks and copyrights, is protected. All rights reserved. The relevant Material Safety Data Sheet and Warnings displayed on the product label need to be observed. We may modify and/ or discontinue operation of all or portions of this Information at any time in our sole discretion, without notice and assume no responsibility to update the Information. All rules set forth in this clause shall apply accordingly for any future changes and amendments.