

AK350A

27.08.2014

FADE-OUT THINNER

DESCRIPTION

Fade-out thinner developed to allow a smooth and invisible spot repair with 2K topcoats or 2K clearcoats.

Composition based on acrylic copolymer.

PRODUCTS

AK350A Fade-out Thinner - aerosol

PROPERTIES

- Fast and easy system to smoothen out fade-out areas of spot repair with 2K topcoats or 2K clearcoats.
- VOC compliant, conform with directive 2004/42/EC.

PAINT SYSTEMS - CONFORM TO DIRECTIVE 2004/42/EC

Can be used with:

- 2K topcoats: Centari[®] 5035
- Imron[®] Fleet Line topcoats: Imron[®] Elite and Imron[®] Elite HDC;
- 2K clears: 3750S/3760S, and CC6400
- Imron[®] Fleet Line 2K clears: EL500 and EL600

PAINT SYSTEMS - DO NOT CONFORM TO DIRECTIVE 2004/42/EC

Can be used with:



- 2K topcoats: Centari[®] 500, Centari[®] 500 HB, Centari[®] 501, Imron[®] 700;
- Imron[®] Fleet Line topcoats: Imron[®] Traffic;
- 2K clears: 120SX, 696S and 3050S.

AK350A

27.08.2014

FADE-OUT THINNER

PRODUCT PREPARATION

	Mixing ratio	Ready for use.
	VOC	770 g/l
	Pot life at 20°C	Not applicable.
		Shake before use.
This data relates only to the material designated herein and does not apply to use in combination with any other material or any process. The data is not to be considered as a warranty or quality specification and we assume no liability in connection with its use.		

PRODUCT DATA

Directive 2004/42/EC: 2004/42/IIB(e) (840)750: The EU limit value for this product (product category: IIB(e)) in ready to use form is maximum 840 g/l of VOC. The VOC content of this product in ready to use form is maximum 750 g/l.

SAFETY

Consult Safety Data Sheet prior to use. Observe the precautionary notices displayed on the container.

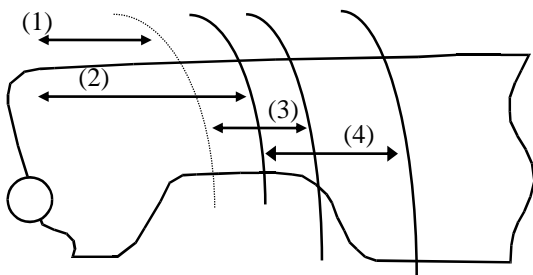
AK350A

27.08.2014

FADE-OUT THINNER

SPOT REPAIR: AK350A FADE-OUT THINNER METHOD FOR IMRON® FLEET LINE 2K TOPCOATS

- (1) Apply 1 coat of 2K topcoat over the spot.
 - (2) Apply a 2nd coat of 2K topcoat, extending further into the area surrounding the spot.
 - (3) Smoothen out the fade-out area with AK350A within 5 min maximum.
 - (4) Optionally extend the fade-out area with AK350A within 5 min maximum.
- ! Stay with the application of AK350A within the prepared area.



If necessary, balance out the gloss level by polishing with a non silicone containing polishing compound or a non silicone containing final glaze, after complete hardening of the repair.

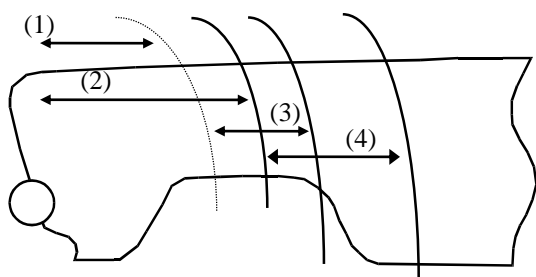
AK350A

27.08.2014

FADE-OUT THINNER

SPOT REPAIR: AK350A FADE-OUT THINNER METHOD FOR IMRON® FLEET LINE 2K CLEARCOATS

- (1) Apply 1 coat of 2K clearcoat over the basecoat, extending into the area surrounding the spot.
 - (2) Apply a 2nd coat of 2K clearcoat, extending further into the area surrounding the spot.
 - (3) Smoothen out the fade-out area with AK350A within 5 min maximum.
 - (4) Optionally extend the fade-out area with AK350A within 5 min maximum.
- ! Stay with the application of AK350A within the prepared area.



If necessary, balance out the gloss level by polishing with a non silicone containing polishing compound or a non silicone containing final glaze, after complete hardening of the repair.

All other products referred to in the paint system build-up are from Cromax®. System properties will not be valid when the related material is used in combination with any other materials or additives not belonging to Cromax®, unless explicitly indicated otherwise.

For professional use only! The information provided in this documentation has been carefully selected and arranged by us. It is based upon our best knowledge on the subject at the date of issuance. The Information is given for information purposes only. We are not liable for its correctness, accuracy and completeness. It is up to the user to check the information with regard to up-to-dateness and suitability for his intended purpose. The intellectual property in this Information, including patents, trademarks and copyrights, is protected. All rights reserved. The relevant Material Safety Data Sheet and Warnings displayed on the product label need to be observed. We may modify and/ or discontinue operation of all or portions of this Information at any time in our sole discretion, without notice and assume no responsibility to update the Information. All rules set forth in this clause shall apply accordingly for any future changes and amendments.